

Steeple Data

Base Width: 5'-0"
 Steeple Height: 26'-0"
 Weight: 750 lb.
 Two-piece Steeple unit

Available Options:

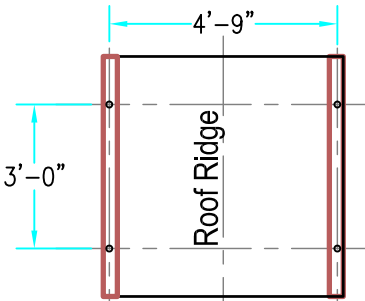
- 3' or 4' Aluminum Cross
- 8" Ball
- Simulated Louvers
- Krinklglas Windows
- Lightning Protection
- Round Louvers In Base



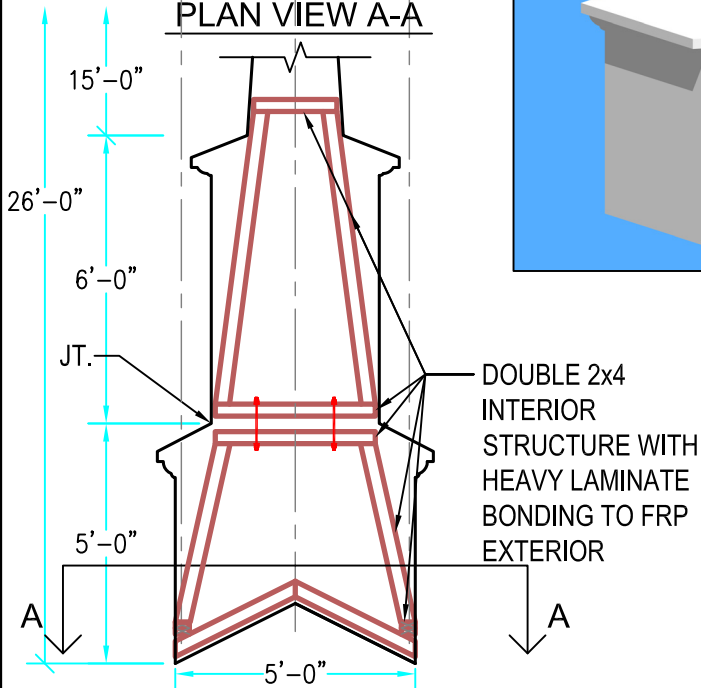
3-D VIEW

ALL STEEPLES MUST BE MOUNTED ON A COMPLETED WATERPROOF ROOF SYSTEM AS LONG-TERM INSURANCE AGAINST LEAKAGE .

Note: Steeple Tip will be reduced by approx. 14" when Adding Optional Cross

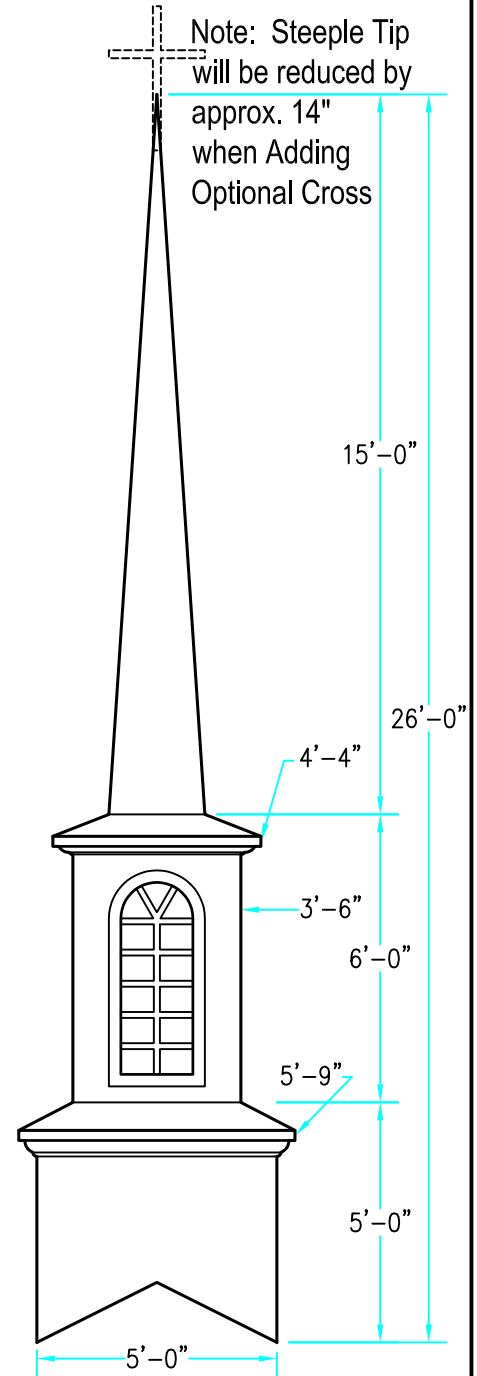


PLAN VIEW A-A



INTERIOR SUPPORT DETAIL

Scale: 1/4" = 1'-0"



ELEVATION

Scale: 1/4" = 1'-0"

Drawings are property of Fiberglass Unlimited, Inc.; Dimensions may change slightly to accommodate manufacturing.

STEEPLES
Model # 366

FIBERGLASS UNLIMITED, INC.

Phone: 1-800-837-6211 Fax: 334-863-7975 Email: info@FiberG.com

183 Industrial Ave.
 Roanoke, Alabama 36274